

Unapproved Summary of Motions

October 3, 2017



ApHC Board of Directors

Regular Meeting, Conference Call

These motions are in draft form (unapproved) and will be finalized, published and distributed in accordance with Article IV, Section 9 of the Bylaws of the Appaloosa Horse Club and ApHC Rule 70.

Those Board members in attendance for all or part of the Board of Directors regular meeting October 3, 2017 were Ray Burchett, Leslie Foxvog, Lesli Glen, Jim Jirkovsky, Deborah Letham, Wiebe Lise, Todd Michael, Mary Ann Page, Dena Raggio, Lynette Thompson, Terie Clark, David Johnson, Sean Schembri, Paula Gatewood, Billy Ready, Ken Johnson, Tom Hodges, Megan Disselkoen, and Lora Schuster. ApHC officers, staff present in person for all or part of this meeting were CEO, Steve Taylor; Finance Officer, Keith Ranisate; Performance Department Supervisor, Keri Leforce; Executive Assistant, Lauren McCleary; and ApHC Attorney, Ron Landeck.

BOD Motion 01-10-17: The 2017 ApHC Board of Directors moves to take Motion 05-09-17 from the table and to amend Approval Motion 09-04-17 as follows:

500. GENERAL RULES FOR JUDGES

...

501. COMPLAINTS AGAINST JUDGE

- A. To make a formal complaint against an ApHC-approved judge, such complaint must be in writing, signed by the complainant, contain alleged rule violations, date and location of such violation, **otherwise comply with the requirements of the ApHC Rule 20.D, including payment of a filing fee, if applicable**, and be submitted to the ApHC office within thirty days of the show or contest. By filing this complaint, the complainant agrees to attend a hearing conducted by the ApHC in regard to the matter either at the ApHC offices or as directed by the **Disciplinary** Committee.
- B. If a formal complaint is made against an ApHC-approved judge, the **Disciplinary** Committee is the forum within the ApHC which shall hear and review complaints alleging rule violations by ApHC-approved judges acting in their capacity as ApHC-approved judges. Proceedings before the **Disciplinary** Committee shall be conducted, after proper notice, in like manner as disciplinary proceedings before the **Disciplinary** Committee, **including imposing on any judge**

found to be guilty of any such violation hereunder such penalties as the Disciplinary Committee may determine, including but not limited to those set forth in ApHC Rules 60 and 500. The decision of the **Disciplinary** Committee shall be final and binding on all parties.

...

Motion made by Todd Michael, seconded by Mary Ann Page

Motion passed unanimously

BOD Motion 02-10-17: The 2017 ApHC Board of Directors moves to approve BOD Motion 09-04-17 as amended by BOD Motion 01-10-17.

Motion made by Todd Michael, seconded by Mary Ann Page

Motion passed unanimously

This rule change as approved by BOD Motion 02-10-17 will be effective January 1, 2018.

BOD Motion 03-10-17: The 2017 ApHC Board of Directors accepts the Rules Committee Recommendation and moves to approve the World Show qualifying proposal from the Appaloosa Cutting Horse Association as seen in the amended *Attachment 4*. This proposal offers an alternative method to qualify to compete in cutting classes at the ApHC World Show.

Motion made by David Johnson, seconded by Lesli Glen

Motion passed unanimously

BOD Motion 04-10-17: The 2017 ApHC Board of Directors finds under Rule 70.D that adoption of this motion will immediately advance the welfare of the ApHC by increasing membership, registrations, and entries and moves to adopt BOD Motion 03-10-17 to take effect immediately.

Motion made by Terie Clark, seconded by David Johnson

Dena Raggio -President	David Johnson - Yes
Tom Hodges - Yes	Leslie Foxvog - Yes
Lesli Glen - Yes	Paula Gatewood- Yes
Jim Jirkovsky - Yes	Billy Ready - yes
Wiebe Lise - Yes	Sean Schembri - Yes
Todd Michael - Yes	Ken Johnson -Yes
Ray Burchett - No	Megan Disselkoen - Yes
Lynette Thompson - No	Mary Ann Page - Yes
Teri Clark - Yes	Lora Schuster - Yes
Debby Letham - Yes	

Motion Passed

Pursuant to ApHC Rule 70.D rule changes from BOD Motion 03-10-17 adopted by BOD Motion 04-10-17 will be effective October 3, 2017.

BOD Motion 05-10-17: The 2017 ApHC Board of Directors accepts Rules Committee Recommendation regarding ApHC Hall of Fame and moves to approve the induction process as seen in *Attachment 1*.

Motion made by Debby Letham, seconded by Ray Burchett

Motion passed unanimously

The Policy as approved in BOD Motion 05-10-17 will go into effect January 1, 2018.

BOD Motion 06-10-17: The 2017 ApHC Board of Directors moves to take Motion 09-09-17 from the table and approve Approval Motion 28-04-17 to add ApHC Rule 727 establishing a non-pointed Yearling In-Hand Trail class as set forth in *Attachment 2* with the stipulation that these classes shall not be held prior to May 20 and there must be a two-year trial period at the regional level before this class may be held at the National and/or World show.

Current Rule 724 Trail will be renumbered Rule 722 and current Ranch Trail will become Rule 723.

Motion made by Debby Letham, seconded by Sean Schembri

Motion passed unanimously

Rule changes approved in BOD Motion 06-10-17 will be effective January 1, 2018.

BOD Motion 07-10-17: The 2017 ApHC Board of Directors moves to take Motion 10-09-17 from the table and to approve Approval Motion 29-04-17 to add ApHC Rules 735 and 736 establishing non-pointed Timed Only Barrels and Poles in all divisions for 2018 and 2019 at the Regional Club level as set forth in *Attachment 3*.

Motion made by Lesli Glen, seconded by Mary Ann Page

Dena Raggio -President	David Johnson - Yes
Tom Hodges - No	Leslie Foxvog - Yes
Lesli Glen - Yes	Paula Gatewood- Abstain
Jim Jirkovsky - No	Billy Ready - No
Wiebe Lise - No	Sean Schembri - No
Todd Michael - Yes	Ken Johnson -No
Ray Burchett - No	Megan Disselkoen - Yes
Lynette Thompson - No	Mary Ann Page - Yes
Teri Clark - Yes	Lora Schuster - Yes
Debby Letham - Yes	

Motion Passed

Rule changes approved in BOD Motion 06-10-17 will be effective January 1, 2018.

BOD Motion 08-10-17: The 2017 ApHC Board of Directors moves to make an offer to the Will Rogers Memorial Center in Ft. Worth, TX for use of their facilities as the venue for upcoming National Appaloosa Championship/World Championship Appaloosa Youth Shows.

Motion made by Todd Michael, seconded by Lynette Thompson

Dena Raggio -President	David Johnson - No
Tom Hodges - Yes	Leslie Foxvog - No
Lesli Glen - Yes	Paula Gatewood- No
Jim Jirkovsky - Yes	Billy Ready - No
Wiebe Lise - Yes	Sean Schembri - No
Todd Michael - Yes	Ken Johnson -No
Ray Burchett - Abstain	Megan Disselkoen - Yes
Lynette Thompson - Yes	Mary Ann Page - Yes
Teri Clark - No	Lora Schuster - Yes
Debby Letham - Yes	

Motion Passed

BOD Motion 09-10-17: The 2017 ApHC Board of Directors moves to make an offer to the Will Rogers Memorial Center in Ft. Worth, TX for use of their facilities as the venue for upcoming World Championship Appaloosa Shows.

Motion made by Todd Michael, seconded by Lynette Thompson

Dena Raggio -President	David Johnson - Yes
Tom Hodges - Yes	Leslie Foxvog - Yes
Lesli Glen - Yes	Paula Gatewood- Yes
Jim Jirkovsky - Yes	Billy Ready - Yes
Wiebe Lise - Yes	Sean Schembri - No
Todd Michael - Yes	Ken Johnson -Yes
Ray Burchett - Yes	Megan Disselkoen - Yes
Lynette Thompson - Yes	Mary Ann Page - Yes
Teri Clark - Yes	Lora Schuster - Yes
Debby Letham - Yes	

Motion Passed

BOD Motion 10-10-17: The 2017 ApHC Board of Directors moves to approve the CEO contract prepared and presented by the Finance Committee and reviewed by the Board of Directors in executive session.

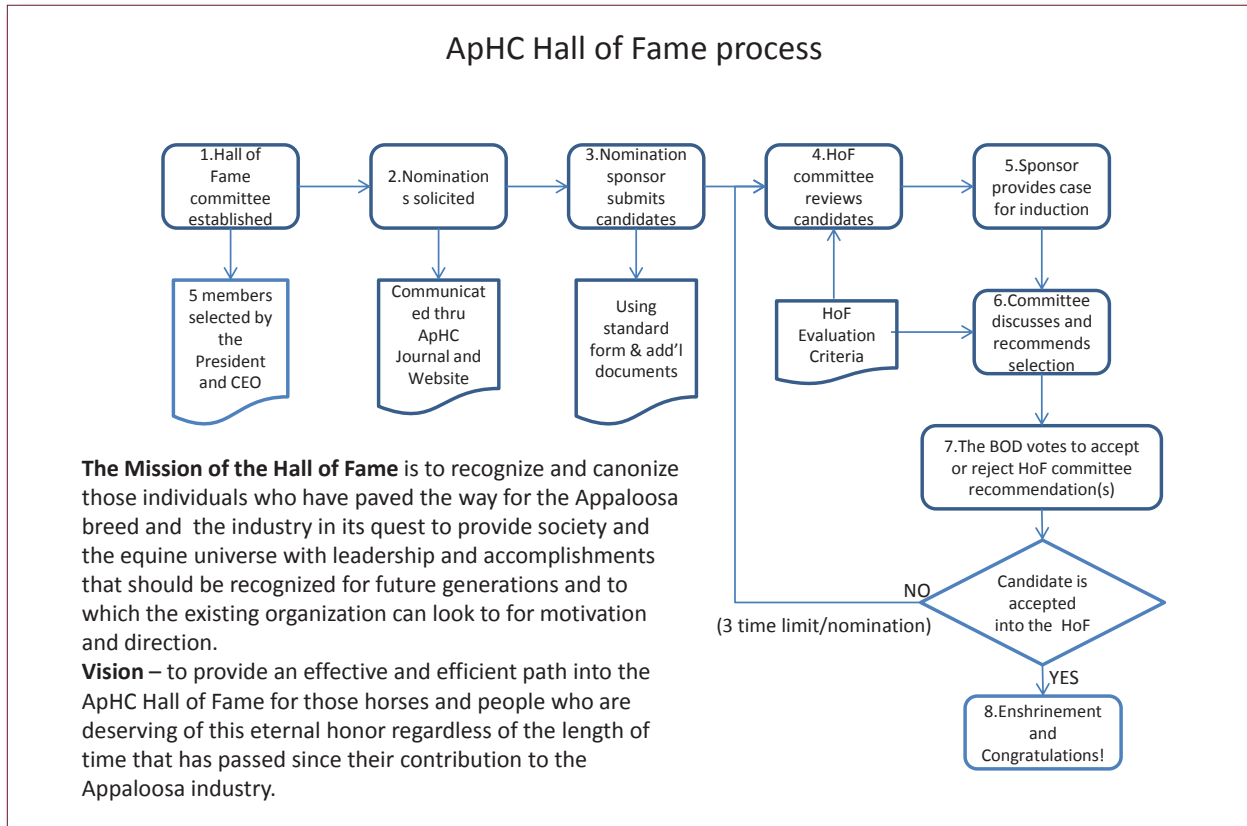
Motion made by Lynette Thompson, seconded by Todd Michael

Dena Raggio -President	David Johnson - No
Tom Hodges - Yes	Leslie Foxvog - Yes
Lesli Glen - Yes	Paula Gatewood- Yes
Jim Jirkovsky - Yes	Billy Ready - Yes
Wiebe Lise - Yes	Sean Schembri - Yes
Todd Michael - Yes	Ken Johnson -Yes
Ray Burchett - Yes	Megan Disselkoen - Yes
Lynette Thompson - Yes	Mary Ann Page - Yes
Teri Clark - Yes	Lora Schuster - Yes
Debby Letham - Yes	

Motion Passed

Attachment 1

For October 3, 2017, Board Motions



ApHC Hall of Fame Process

The Mission of the Hall of Fame is to recognize and canonize those individuals who have paved the way for the Appaloosa breed and the industry in its quest to provide society and the equine universe with leadership and accomplishments that should be recognized for future generations and to which the existing organization can look to for motivation and direction.

The Process

1. The Hall of Fame nomination committee is a separate group of knowledgeable individuals having historical and industry experience and are uniquely qualified to look back at the history of the Appaloosa industry and selectively determine significant contributors to the industry and its success. This group of individuals shall be selected by CEO and the ApHC President, and shall be respected individuals with good moral character and values having knowledge and/or contact with those who do have knowledge of the individual or individuals be nominated. These individuals shall remain on the committee for a term of 3 years and can be re-appointed upon the request of the CEO and President.
2. The ApHC office shall annually solicit nominations from the ApHC General membership through the Appaloosa Journal, the ApHC website or other such communication as is necessary for consideration in that years group of nominees to the Hall of Fame committee.
3. Each nomination shall be submitted by a "sponsor" who will provide justification as to their contribution to the breed, the industry, and/or significant contribution and dedication to the ApHC in general. Nominees may be horses, people, or organizations who have been retired from active contribution. Justification may consist of historical records, testimony of witnesses, industry benchmark records or other documents and records which testify to this individuals accomplishments.
4. The Hall of Fame committee shall review each candidate submitted for consideration and shall evaluate them on their contribution to the ApHC industry, its success, their leadership or special accomplishments.
5. Sponsors may provide specific testimony either written or verbal directly to the Hall of Fame committee which shall justify their nominations credentials for admission into the Hall of Fame.
6. The Hall of Fame committee shall consider all records brought before the committee and shall render a recommendation to the Board of Directors for inclusion into the Hall of Fame or withholding of the nomination for consideration at the next annual cycle of nominees. Nominees may remain the consideration cycle for three consecutive years, after which they will be removed from the group of nominees for consideration.
7. The Board of Directors shall consider the Hall of Fame Committee's recommendations for inclusive and shall determine their acceptance by an "up" or "down" vote to accept.
8. Accepted candidates will be enshrined into the ApHC at a National event where such privilege can be duly noted and addressed by the Board of Directors and the membership.

Attachment 2

For October 3, 2017, Board Motions

727. YEARLING IN-HAND TRAIL

Class is limited to yearlings. Class shall not be held prior to May 20. This is a non-pointed class.

A. GENERAL CLASS RULES.

1. Western Attire and Tack. See Rule 715.E.
2. An exhibitor may show a maximum of two horses in Yearling In-Hand Trail.

B. JUDGING GUIDELINES.

1. Judges should consider the overall appearance of the horse, conditioning and grooming, and the equipment (dirty, ill-fitting or ragged equipment) in their overall scores. Also to be considered is the correctness of the horse while being led. Drifting to the side, leading or stopping crooked, failure to maintain a pivot foot in a turn, leading or turning sluggishly should be considered and evaluated in the horse's maneuver scores and reflected in his overall score. Handlers should be discouraged from excessive verbal cues and excessive stiff or unnatural movements around horse or when leading. For safety reasons, those handlers continuously holding the chain on the lead, tightly coiling lead shank around hand, or dragging the lead shank should be penalized.
2. All faults are to be assessed against the horse and not the exhibitor

C. **SCORING SYSTEM.** Scoring will be on the basis of 0-infinity, with 70 denoting an average performance. Each obstacle will receive an obstacle score that should be added or subtracted from 70 and is subject to a penalty that should be subtracted. Each obstacle will be scored on the following basis, ranging from plus 1½ to minus 1½: -1½ extremely poor, -1 very poor, -½ poor, 0 correct, +½ good, +1 very good, +1½ excellent. Obstacle scores are to be determined and assessed independently of penalty points. Credit will be given to those horses negotiating the obstacles cleanly, smoothly, and alertly with style in prompt response to the handler's cues. Penalties should be assessed per occurrence as follows:

1. **One half (½) POINT**
 - a. Each tick of log, pole, cone, plant or obstacle.
2. **One (1) POINT**
 - a. Each hit, bite or stepping on a log, pole, cone, plant or any component of the obstacle.
 - b. Incorrect or break of gait at walk or jog for two strides or less.
 - c. Both front or hind feet in a single-strided slot or space.
 - d. Skipping over or failing to step into required space.
 - e. Failure to meet the correct strides on trot over log obstacles.
3. **Three (3) POINTS**
 - a. Incorrect or break of gait at walk or jog for more than 2 strides.
 - b. Knocking down an elevated pole, cone, barrel, plant or obstacle, or severely disturbing an obstacle unless caused by the tail.
 - c. Stepping outside the confines of, falling or jumping off or out of an obstacle with one foot once the foot has entered obstacle; including missing one element of an obstacle on a line of travel with one foot.
4. **Five (5) POINTS**
 - a. Dropping slicker or object required to be carried on course.
 - b. First or second cumulative refusal, balk, or evading an obstacle by shying or backing more than two strides away.
 - c. Letting go of gate or dropping rope gate.
 - d. Use of either hand to instill fear or praise (slight touching or tapping with one hand to cue horse in a sidepass maneuver only is acceptable).
 - e. Stepping outside the confines of, falling or jumping off or out of an obstacle with more than one foot once the foot has entered obstacle; including missing one element of an obstacle on a line of travel with more than one foot.
 - f. Blatant disobedience (including biting, kicking out, bucking, rearing, striking or continuously circling the exhibitor).

5. Zero (0) total score for course (disqualification)

- a. Performing the obstacles other than in specified order.
- b. No attempt to perform an obstacle.
- c. Equipment failure that delays completion of pattern.
- d. Excessively or repeatedly touching the horse.
- e. Failure to enter, exit or work obstacle in any manner other than how it's described, including overturns of more than 1/4 turn.
- f. Failure to follow the correct line of travel between obstacles.
- g. Working outside designated boundary marker of the arena or course area.
- h. Third cumulative refusal, balk, or evading an obstacle by shying or backing over entire course.
- i. Failure to demonstrate correct gait between obstacles as designated.
- j. Horse gets loose from exhibitor.
- k. Leading or backing on the wrong side of the horse. Leading and backing should be performed from the left side of the horse.
 - l. Fall of horse or handler.
 - m. Excessive schooling, pulling, turning or backing anywhere on course.
 - n. Failure to complete obstacle (i.e. dropping the rope gate and not picking it up)

D. COURSE REQUIREMENTS

1. Use Care in Setting Up Course. Care must be exercised to avoid the setting up of any of these obstacles in a manner that may be hazardous to the horse or handler. Obstacles should be placed in such a manner that they flow from one to the other quickly and efficiently.
2. Change of Procedure. Where the local conditions and equipment will not permit the establishment of obstacles as specified and that they may require changing of procedures or hand on the lead, then all competitors must be advised that such changing of procedure or of hands is permitted.

E. EXHIBITOR REQUIREMENTS.

1. Exhibitor must use only the right hand on the lead where the chain begins, and lead on the horse's left side. A chain may be used under the chin or hanging from the halter. Exhibitor must use only the left hand to carry the excess lead, looped loosely except when:
 - a. Carrying an object from one part of the arena to another.
 - b. Dragging an object from one part of the arena to another.
 - c. Opening/closing a gate, left hand gate only. In these cases, the right hand can also carry the excess lead.
 - d. Sidepassing. In this case, the lead at the chain and the excess lead can be held in the hand at the horse's head.
2. Exhibitors should be poised, confident, courteous and sportsmanlike at all times. The exhibitor should continue showing the horse until the class has been placed or excused.
3. Any stops should be straight, smooth and responsive with the horse's body remaining straight. Backing and turning should be performed from the left side of the horse. The exhibitor should face the horse when backing. Exception: When negotiating a gate, the exhibitor is not required to face the horse. The horse should back up readily with the head, neck and body aligned in a straight or curved line as instructed.
4. When executing a turn to the right, the exhibitor should face the horse and move the horse away from them. On turns of less than 90 degrees, it is acceptable to lead the horse toward them. On turns of 90 degrees or greater, the horse should pivot on the right or left hind leg while stepping across with the front legs.
5. Exhibitor is not allowed to touch the horse, except when sidepassing.

- F. **OBSTACLE REQUIREMENTS.** Course will include a minimum of 6 and a maximum of 8 obstacles and must be designed using obstacles from each of the following list of obstacles. Complexity of courses may increase throughout the calendar year, keeping in mind that this class is designed to expose the yearling horse to Trail obstacles, not end up with a finished trail horse at the end of its yearling year. Course designs early in the year should be very basic compared to later course designs.
1. Lead over at least four logs or poles. These can be in a straight line, curved, zigzag or raised. The space between the logs or poles is to be measured and the path the horse is to take should be the measuring point. All elevated elements must be placed in a cup, notched block, or otherwise secured so they cannot roll. The height should be measured from the ground to the top of the element. Spacing for walk overs should be follows or increments thereof.
 - a. Walk-overs. An obstacle of at least four poles measuring 20 to 24 inches (50-60cm) and may be elevated to 12" (30cm). Elevated walkovers should be set at least 22" (55cm) apart.
 - b. Trot-overs. The spacing for trotovers shall be 3' to 3'3" (90-100cm) and may be elevated to 8" (20cm).
 2. Sidepass. An object of such nature and length, which is safe may be used to demonstrate the responsiveness of the horse to signals at its side. If raised, height may not exceed 2 feet (60.96cm). The obstacle should be designed to require the horse to sidepass, to the right or left, off pressure or signal, on or near its side. The obstacle should be in the course design such that the horse comes up to it, but does not cross or straddle it while completing the sidepass. The exhibitor is allowed to touch the horse on the side during the sidepass.
 3. Lime Circle. Requiring either:
 - a. Turn on the forehand with front feet inside and back feet turning outside the circle. The handler may hold the horse and the excess lead in his/her left hand during the turn.
 - b. Turn on the haunches with hind feet inside and front feet turning outside the circle.
 4. Square, minimum 8' (2.4383m) sides. Lead into the square. While all four feet are confined in the square, make a 360 degree or less turn and lead out. Handler may remain inside or outside the square.
 5. Gate. The gate must be set up so that it is a minimum of four feet (1.2192m) in length and four feet (1.2192m) in height and so that the exhibitor can open from his/her left side. It is permissible to carry excess lead in the right hand while negotiating the gate. Handlers losing control of the gate while passing through shall be penalized and scored accordingly.
 6. Back through. Shall consist of either:
 - a. Poles. Straight L, double L, V, U or similar shaped obstacle. Poles should be on the ground, 30 inches (76.2cm) between minimum. Handler may remain outside or inside the poles.
 - b. Barrels or Cones, minimum of three. 36 inches (91.44cm) between minimum. Handler and horse can pass between barrels or cones together.
 - c. Triangle. 36 inches (91.44cm) between minimum at entry and 40 inches between minimum for sides. Note: If guardrails are used with b. or c. they shall be 3 (91.44cm) to 4 (121.92cm) feet from the sides of the obstacle.
 7. Bridge. A bridge with a wooden floor not to exceed 12 inches (30.48cm) in height and with or without side rails not less than 48 inches (121.92cm) apart will be used.
 8. Water Hazard. A ditch or shallow pond of water may be used. A horse must pass through this obstacle, which must be large enough so that to properly complete this obstacle all four feet of the horse must step in the water. Management may not place any item in the water. If a box is used, simulated water is permissible. If water is used, handler should walk to left of water while horse passes through water.
 9. Simulated Water. A plastic sheet, secured to the ground, so that it will not become affixed to the horse's foot when a horse passes over the simulated water.
 10. Carrying Object. Any object, other than animal or fowl, and of a reasonable size or weight, may be carried to a specific point.
 11. Drag or Pull. Any object other than animal or fowl which can reasonably be pulled or dragged by the exhibitor. This obstacle should be in the course design such that the item to be dragged is on the handler's left side. The excess lead may be carried in the handler's right hand.
 12. Mailbox. Remove and/or replace items. Sidepass is optional. Note: Obstacles 1 and 3—if the object will be picked up/put down or opened/closed on the horse's right side, the handler is allowed to hold the horse and the excess lead in his/her left hand while negotiating the obstacle.
 13. Serpentine. Obstacle consisting of four pylons, guardrails optional, through which a horse will maneuver at a walk or jog-trot. Guardrails shall consist of poles placed parallel and a minimum of 4 feet (121.92cm) from the base of pylons; walk-pylons, minimum 4 feet (121.92cm) apart, base to base. Jog-trot pylons, minimum 7 feet (213.36cm) apart, base to base.
 14. Jog-around. Square consisting of 4 poles, minimum 12 feet (3.6576m) long, and a pylon placed in the center of the square. Exhibitor will enter over a designated pole, perform a minimum 90 degree jog-around the pylon and exit over the designated pole. The handler should be in the box with the horse. For jog-arounds greater than 90 degrees, the jog-arounds will be performed as a left turn where the exhibitor will be next to the pylon during the jog-around.
 15. Jog-through. Shall consist of poles L, double L, V, U or similar shaped obstacle. Poles should be on the 3 feet (91.44cm) minimum and 4 feet (121.92cm) maximum. Handler may be inside or outside the jog-through.

Attachment 3

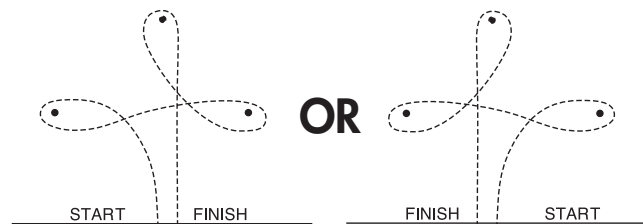
For October 3, 2017, Board Motions

735. TIMED ONLY BARREL RACING

- A. In all game classes, it is mandatory to wear appropriate western attire, which includes a long-sleeved shirt and cowboy boots. Chaps are optional in games. The exhibitor must wear either a western hat or ASTM/SEI approved protective headgear. If the exhibitor wears a hat, the hat must be on the exhibitor's head when the exhibitor enters the arena. Youth exhibitors 18 years of age and younger are required to wear ASTM/SEI approved helmet with safety harness attached and fastened in all game classes. ASTM/SEI approved protective headgear, while optional for adults, is strongly recommended for use by all exhibitors in all game classes.
1. A five-second penalty will be assessed if the hat or helmet is not on the exhibitor's person for the entire time the exhibitor is in the arena.
- B. This is a timed event. Exhibitors will complete a course consisting of 3 barrels in a triangular "cloverleaf" pattern.
- C. All arena gates must be closed before contestants compete. Exhibitors will not be allowed to enter or leave the arena moving at full speed. Exhibitors will not be allowed to enter the arena until the course or courses have been pronounced ready by the judge(s).
1. Once the arena has been pronounced ready by the judge(s) and the entry gate is open, exhibitor(s) have 30 seconds to enter the arena. Entries not in the arena at the expiration of this time limit shall be disqualified
- D. At the signal, contestants will cross the start/finish line and run to the first barrel. If the contestant chooses to run to the right barrel first, they will pass to the left of it and complete an approximate 360-degree turn around it; then go to the second barrel and pass to the right of it and complete a slightly more than 360-degree turn around it, then go to the third barrel and pass to the right of it and do another approximate 360-degree turn around it and then sprint to the start/finish line passing between barrels one and two. If the contestant chooses to run to the

left barrel first, they will pass to the right of it and complete an approximate 360-degree turn around it; then go to the second barrel and pass to the left of it and complete a slightly more than 360-degree turn around it, then go to the third barrel and pass to the left of it and do another approximate 360-degree turn around it and then sprint to the start/finish line passing between barrels one and two.

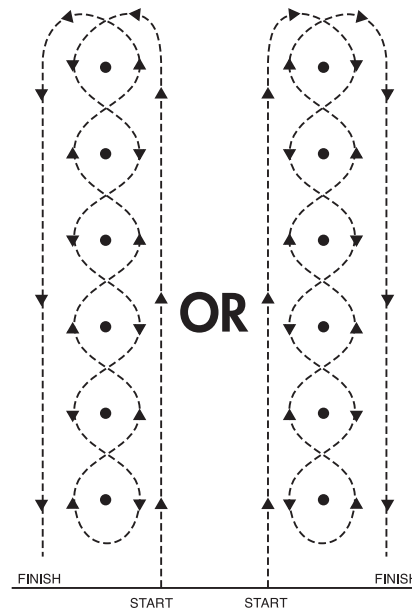
- E. There is a five-second penalty for each barrel knocked over.
 - F. Failure to follow the course shall cause disqualification.
 - G. A contestant may not touch the barrel with his or her hands.
 - H. In the event of a tie for first place, those tied may re-run to break the tie.
 - I. This is a non-pointed class.
 - J. All rules contained in Gaming Classes General Rules apply except as otherwise noted above.
- K. Course: The front barrels 30-50 feet (9.15 m – 15.25 m) from the starting line; barrels to be 75 feet (22.86 m) apart with the back barrel 94 feet (28.65 m) from the finish line. A course may be reduced by 5 feet (1.52 m) increments to fit a smaller arena. A course may be extended in 5 feet increments to fit a larger arena. Barrels should be standard 55 gallon (200 liter) steel drums with both ends in. No rubber or plastic barrels or barrel pads shall be used.



736. TIMED ONLY POLE BENDING

- A. In all game classes, it is mandatory to wear appropriate western attire, which includes a long-sleeved shirt and cowboy boots. Chaps are optional in games. The exhibitor must wear either a western hat or ASTM/SEI approved protective headgear. If the exhibitor wears a hat, the hat must be on the exhibitor's head when the exhibitor enters the arena. Youth exhibitors 18 years of age and younger are required to wear ASTM/SEI approved helmet with safety harness attached and fastened in all game classes. ASTM/SEI approved protective headgear, while optional for adults, is strongly recommended for use by all exhibitors in all game classes.
1. A five-second penalty will be assessed if the hat or helmet is not on the exhibitor's person for the entire time the exhibitor is in the arena.
- B. This is a timed event. Exhibitors will complete a course consisting of 6 poles spaced 21 feet apart, which horses and riders weave through.
- C. All arena gates must be closed before contestants compete. Exhibitors will not be allowed to enter or leave the arena moving at full speed. Exhibitors will not be allowed to enter the arena until the course or courses have been pronounced ready by the judge(s).
1. Once the arena has been pronounced ready by the judge(s) and the entry gate is open, exhibitor(s) have 30 seconds to enter the arena. Entries not in the arena at the expiration of this time limit shall be disqualified
- D. At the signal, contestants will cross the start/finish line and run to the far end of the series of poles, turn and weave in and out as they work their way back to the front. Horses then complete a turn around the front pole and maneuver through the series again. At the last pole, they complete that turn and sprint to the start/finish line. A horse may start either to the right or to the left of the first pole and then run the remainder of the pattern accordingly.
- E. There is a five-second penalty for each pole knocked over.
 - F. Failure to follow the course shall cause disqualification.
 - G. A contestant may not touch the pole with his or her hands.

- H. In the event of a tie for first place, those tied may re-run to break the tie.
 - I. This is a non-pointed class.
 - J. All rules contained in Gaming Classes General Rules apply except as otherwise noted above.
- K. Course: Each pole is to be 21 feet (8.4 m) apart and the first pole is to be 21 feet (6.4 m) from the start/finish line. Poles shall be set on top of the ground, six feet (1.8 m) in height, with no base more than 14 inches (35 cm) in diameter.



Attachment 4

For October 3, 2017, Board Motions



World Show Qualifying

ApHC World Show Qualifying through the following organizations:

National Cutting Horse Association (NCHA)
American Cutting Horse Association (ACHA)
World Cutting Horse Association (WCHA)
United States Cutting Horse Association (USCHA)

- 1) ApCHA will have a required Qualifying Form. Form will include ApHC regional club affiliation, show name, classes entered, scores and will need to be signed by that associations show's secretary.
- 2) ApHC registered horses can qualify for any of the ApHC sanctioned cutting class held at the ApHC World Championship show through their participation at any NCHA/ACHA/USCHA/WCHA sanctioned show. This includes Junior, Senior, Non Pro, and Masters Non Pro. Horses must meet registration requirements that make them eligible to show at ApHC-approved events.
- 3) Those wanting to use this method of qualifying for the ApHC World Championships must be a member of the following associations: ApHC, ApCHA, NCHA/ACHA/USCHA/WCHA (need to be a member of the association that you use to qualify), and a regional club of their choice.
- 4) This proposal will follow the same calendar guidelines as current ApHC rules. Show must be held between Sept 1 and August 31 in order to qualify for the upcoming year's World Show.
 - a. ApCHA must notify ApHC of horses/riders qualified through this process no later than September 5 (same deadline as those qualifying through regional clubs and international affiliates).
- 5) Participants must show in a minimum of (3) shows to qualify.
 - a. One show = 1 day, regardless of the number of judges at that show. (multiple judges for one class do not count as multiple shows)
 - b. If a horse or rider is attempting qualification in more than one class, they may do so at the same show. However, that show will only count as one show toward their qualifying requirement in each class. The Limited Rider/Novice Rider classes can qualify you in the Junior, Senior, Non Pro, & Masters. However, it can only be used for 1 class at a time.
- 6) All Non-Pro qualifiers must meet the ApHC criteria for Non-Pros as listed in the ApHC Handbook.
- 7) ApCHA will handle verification of qualifying show results with the Show secretaries of the respective shows.
- 8) The total cost of participating in the program will be \$250.00. Exhibitors must file application with ApCHA and pay a non-refundable \$125 deposit fee to use this qualifying method. The remaining deposit of \$125 is due to ApCHA by August 15 in order for that horse/rider to earn qualification to the World Show through this program.
 - a. ApHC will receive 40% of the total fees.
 - b. ApCHA will give 40% to the regional club in which the horse owner is a current member (as of August 15 of show year).
 - c. The ApCHA will retain 20%.
 - d. If the horse owner doesn't complete the qualifying process (i.e. pays the initial \$125 deposit but doesn't get qualified and doesn't pay the final payment of \$125), this money is not refundable and will be distributed as described above.
- 9) ApHC exhibitors choosing the qualifying method offered through ApCHA do NOT earn any points toward ApHC year-end awards unless the show is dual-approved in advance per ApHC rules.

Exhibitors must post a score in the class for that class/show to be eligible. The same horse/rider combinations must be used in the classes to qualify for Non-Pro. Exhibitors must post a score in the class for that class/show to be eligible. "No-scores", a score of "0" and DQs (disqualifications) will not count toward eligibility.

ApHC Eligibility

Junior / Senior Cutting – Any Open Class (Examples: Open, LTD Open, Open Futurity, Open Derby, Open Classic, \$25,000 Novice Horse, \$15,000 Novice Horse, \$5,000 Novice Horse, \$3,000 Novice Horse, \$2,500 Novice Rider, \$1,000 Novice Rider, \$2,000 Limited Rider)

Non-Pro/Master's – Any Non-Pro or Amateur Class (Non Pro, \$50,000 Amateur, \$15,000 Amateur, \$50,000 Non Pro, \$35,000 Non Pro, \$25,000 Novice Horse Non Pro, \$20,000 Non Pro, \$15,000 Novice Horse Non Pro, \$2,000 Limited Rider, 3YR NP, Derby NP, Classic NP, \$2,500 Novice Rider, \$2,000 Limited Rider, \$1,000 Novice Rider) The \$2,000 Limited Rider, \$2,500 Novice Rider, and \$1,000 Novice Rider may be used to qualify in both the Open and Non/Pro. However, it can only be used once per show/per class to qualify. Example: An individual would have to show in the \$2,000 Limited Rider 6 times and mark a score, to qualify in both the ApHC Open and ApHC Non-Pro.

Ranch Cutting Classes are ineligible to use for qualification.

If you have questions about the class you are showing in at any of the affiliated cutting associations, please contact the ApCHA.